





## D-WALL SERIES

## D-WALL RACK

600x600mm (WxD)



## HIGHLIGHTS

	<b>Safety class rating IP20</b>
	<b>Available in heights from 7U up to 20U</b>
	<b>Load capacity up to 100 kg</b>
	<b>Lockable safety-glass door</b>

## D-WALL FEATURES

- Safety class rating IP20
- Available in 7U, 9U, 12U, 16U and 20U heights
- Mono-block welded top and bottom cases
- Powder painted in RAL 7035 or RAL 9005
- Aluminum extruded glass door frame
- 4mm impact resistant smoked glass
- 3 grounding points (bottom, side panel and front door)
- Side panels: 2x sliding lock and a key lock and easily detachable
- 19" galvanized profile rails marked with U height position
- Roof is prepared for fan units (punched out entries)

## PRODUCT OVERVIEW

D-Wall series wall mounted rack cabinets designed for superior performance and gives maximum performance on cabling and networking infrastructure, in addition it provides a very relative economy compared to its quality which is based on high technology industry.

D-Wall series is available in 7U, 9U, 12U, 16U and 20U heights with 600x450mm or 600x600mm sizes. Stability is given due to the welding spots. Side sections are detachable and installation on the wall is easy so it can be implemented quickly.

Lockable safety-glass door. 210° door opening angle. 1-point locking mechanism on the front door. 19" galvanized profile rails mounted on the front side inside of the cabinet. 600mm depth cabinets have 19" profile rails both on the front and rear side.

There are pre-punched cable entries 70mmx146mm on top & bottom and 100mmx250mm on rear chassis. Top case has a ready Forced Ventilation (Fan Module) integration area. This area is with pre-punched slots even without Fan integration provides passive heat removal function via convection.



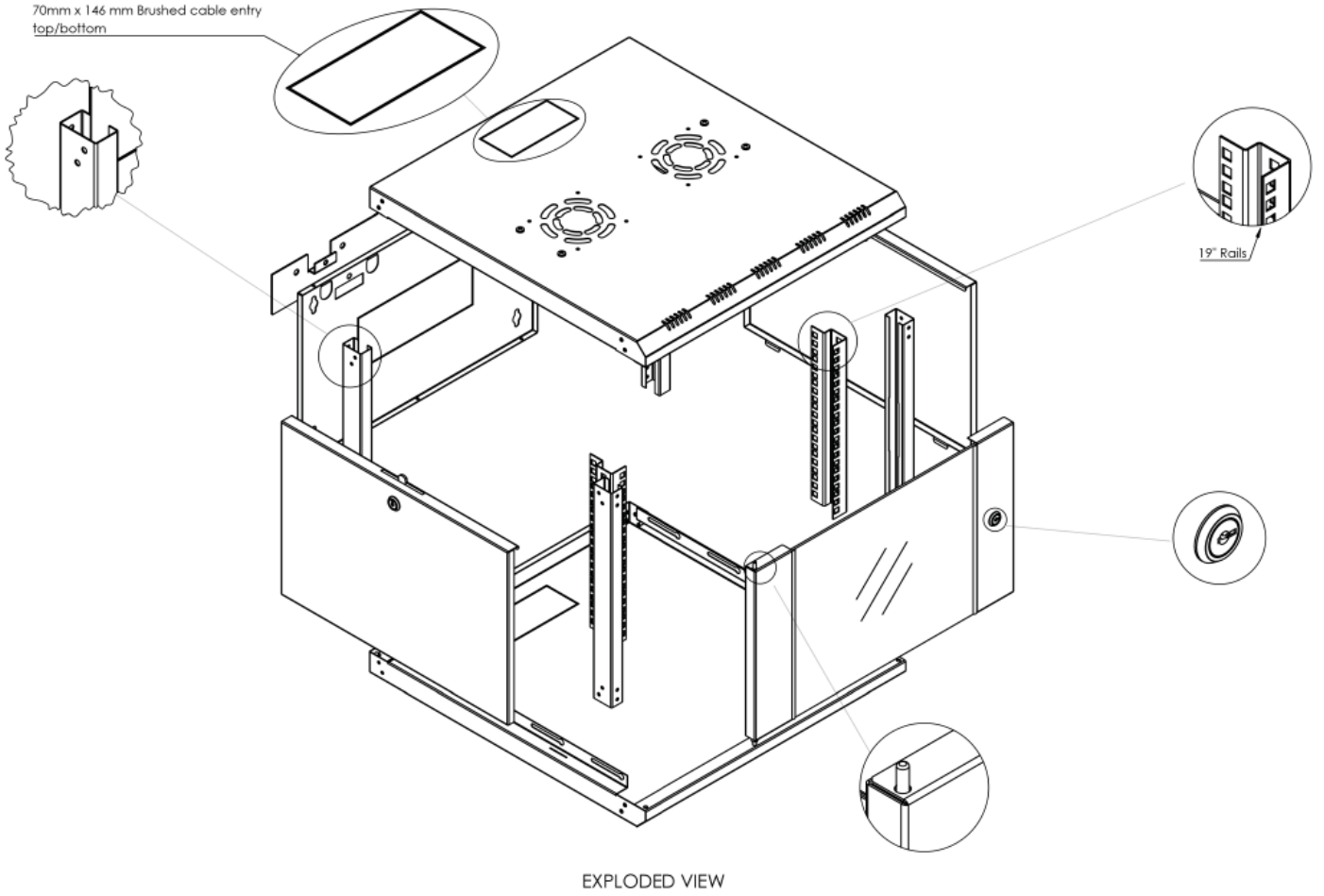
## D-WALL SERIES D-WALL RACK 600x600mm (WxD)

P/N	U	COLOR	RAL	HEIGHT (mm)	WIDTH (mm)	DEPTH (mm)	NET WEIGHT (mm)	LOAD CAPACITY (mm)
DWL606007UG1	7	GREY	7035	423	600	600	18,6	100
DWL606009UG1	9	GREY	7035	512	600	600	22,5	100
DWL606012UG1	12	GREY	7035	646	600	600	28,8	100
DWL606016UG1	16	GREY	7035	824	600	600	36,7	100
DWL606020UG1	20	GREY	7035	1001	600	600	43,4	100

P/N	U	COLOR	RAL	HEIGHT (mm)	WIDTH (mm)	DEPTH (mm)	NET WEIGHT (kg)	LOAD CAPACITY (kg)
DWL606007UB1	7	BLACK	9005	423	600	600	18,6	100
DWL606009UB1	9	BLACK	9005	512	600	600	22,5	100
DWL606012UB1	12	BLACK	9005	646	600	600	28,8	100
DWL606016UB1	16	BLACK	9005	824	600	600	36,7	100
DWL606020UB1	20	BLACK	9005	1001	600	600	43,4	100



## ISOMETRIC DRAWING



## TECHNICAL DRAWING

